

# BASIC ACHIEVEMENT SKILLS INVENTORY-2nd edition (BASI-2)

Achilles N. Bardos, Ph.D.

Student ID:	11111111	Level:	1
First Name:	Achilles	Form:	A
Last Name:	Bardos	Timed:	Yes

Achilles results across all academic achievement areas measured by the Basic Achievement Skills Inventory-Comprehensive-2nd edition (BASI-2) are presented below. Standard scores compare the student's performance with that of other students of similar grade level in a national sample. Percentile scores (%ile) indicate the percentage of the reference/norm group that was equal to or surpassed by Achilles' performance. Classification of performance also utilizes the national reference group and describes the performance relative to this comparison group.

READING	Standard Score (mean = 100, SD = 15)	Confidence Interval	% ile	Performance classification
<b>Reading Total</b>	109	99 - 117	73	Average
Vocabulary	102	88 - 114	54	Average
Reading Comprehension	117	105 - 125	87	High Average

Achilles' Reading Total score was in the Average range and ranked at the 73 percentile. Reading was assessed with measures of Vocabulary and Reading Comprehension. Achilles' performance fell in the Average and High Average range respectively. Vocabulary includes questions that involve recognizing the meaning of words in isolation and in sentences, identifying synonyms and antonyms, and analyzing verbal analogies. Reading Comprehension includes questions that assess a student's literal comprehension (for example, identifying details and facts in a passage) and inferential comprehension (for example, determining cause and effect relationships, making inferences, and drawing conclusions based on the information in a passage). The table below describes Achilles' performance in the various subcategories assessed in this area.

Vocabulary	% correct	Performance classification
Word meanings-idioms, multiple meaning words	67	Average
Synonyms/antonyms/homographs	50	Average
Affixes, roots to determine meaning, including origins or words	0	Below average
Vocabulary total raw score	48	Average
Reading Comprehension	% correct	Performance classification
<b>LITERAL COMPREHENSION</b>	79	Above average
Main idea	78	Above average
Sequence of events	80	Average
Details (setting)	80	Average
Follows directions	80	Above average
<b>INFERENTIAL COMPREHENSION</b>	80	Above average
Main idea/main events (analyzing plot, theme)	80	Above average
Cause and effect	80	Above average
Predicting outcome	80	Above average
Drawing conclusions	80	Above average
Reading Comprehension total raw score	80	Above average

# BASIC ACHIEVEMENT SKILLS INVENTORY-2nd edition (BASI-2)

Achilles N. Bardos, Ph.D.

WRITTEN LANGUAGE	Standard Score (mean = 100, SD = 15)	Confidence Interval	% ile	Performance classification
<b>Written Language Total</b>	104	96 - 111	61	Average
Spelling	121	107 - 129	92	Superior
Language Mechanics	90	82 - 100	25	Average

Achilles' performance in the Written Language Total area was in the Average range and ranked at 61th percentile. Written Language included the assessment of Spelling and Language Mechanics with Achilles' performance falling in the Superior and Average range respectively. Spelling includes questions that involve identifying correctly spelled and misspelled words, sight words, commonly misspelled words, and words with affixes. Language Mechanics includes questions that involve recognizing and correctly using nouns, verbs, adjectives, adverbs, and following grammar and syntax rules. The table below describes Achilles' performance in the various subcategories assessed in this area.

Spelling	% correct	Performance classification
Words with affixes	62	Average
Commonly misspelled words -including homophones	59	Average
Sight words, spelling patterns	100	Above average
Spelling total raw score	72	Average
Language Mechanics	% correct	Performance classification
Grammar	33	Below average
Noun/pronoun forms noun indicators	75	Average
Verb forms/tense agreement (subject -verb-pronoun)	0	Below average
Adjective/adverb forms	0	Below average
Syntax	60	Average
Capitalization	20	Below average
Internal punctuation (e.g. commas, colons, quotation marks)	90	Above average
Ending punctuation	40	Average
Language Mechanics total raw score	47	Average

# BASIC ACHIEVEMENT SKILLS INVENTORY-2nd edition (BASI-2)

Achilles N. Bardos, Ph.D.

<b>MATHEMATICS</b>	<b>Standard Score</b> (mean = 100, SD = 15)	<b>Confidence Interval</b>	<b>% ile</b>	<b>Performance classification</b>
<b>Math Total</b>	129	115 - 136	97	Superior
Math Computation	135	116 - 141	99	Very Superior
Math Application	118	102 - 127	88	High Average

Achilles' performance in the Math Total area was in the Superior range and ranked at the 97 percentile. Math skills were assessed using Math Computation and Math Application questions. Achilles' performance was in the Very Superior and High Average range respectively. Math Computation includes questions that involve applying the four basic arithmetic operations to whole numbers, fractions, and decimals, understanding the order of operations and absolute value signs, and simplifying numerical expressions and algebraic equations. Math Application includes questions that involve solving word problems using the four basic arithmetic operations, reading and interpreting data presented in graphs and tables, measuring shapes, understanding exponents, utilizing knowledge of geometry, algebra, and statistics, and demonstrating knowledge of measurement principles as they relate to length, weight, perimeter, and money. The table below describes Achilles' performance in the various subcategories assessed in this area.

<b>Math Computation</b>	<b>% correct</b>	<b>Performance classification</b>
Whole numbers Place Value, Order	79	Average
Fractions	45	Average
Decimals/Percents	83	Above average
Math Computation total raw score	69	Average
<b>Math Application</b>	<b>% correct</b>	<b>Performance classification</b>
Solves word problems	79	Above average
Whole numbers	100	Above average
Fractions	100	Above average
Decimals/Percents	33	Average
Multistep word problems	67	Average
Measurement	91	Above average
Length	67	Average
Weight/Mass	100	Above average
Perimeter/Area/Circumference	100	Above average
Algebra-(Charts/Graphs/Tables)	60	Average
Math Application total raw score	80	Above average





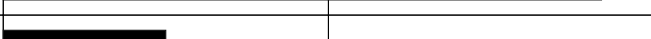




Note:

(a) % correct is based on the number of items in each category.

(b) The performance classification was calculated relative to students of similar grade. These scores can identify areas that the student excels and/or areas that the student might benefit from further instruction. They can also help track progress if the BASI is taken again.

# BASIC ACHIEVEMENT SKILLS INVENTORY-2nd edition (BASI-2)

Achilles N. Bardos, Ph.D.

Composite or Subtest	Performance		National Percentile				
			0	25	50	75	99
<b>Reading Total</b>	<b>Average</b>	<b>73</b>					
Vocabulary	Average	54					
Reading Comprehension	High Average	87					
<b>Written Language Total</b>	<b>Average</b>	<b>61</b>					
Spelling	Superior	92					
Language Mechanics	Average	25					
<b>Math Total</b>	<b>Superior</b>	<b>97</b>					
Math Computation	Very Superior	99					
Math Application	High Average	88					

**Comments:**

---



---



---



---



---



---



---



---



---



---